

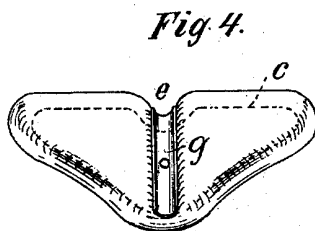
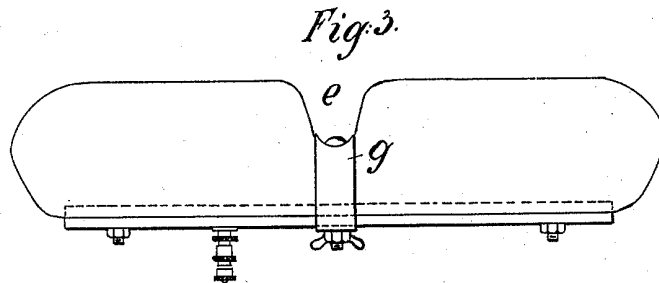
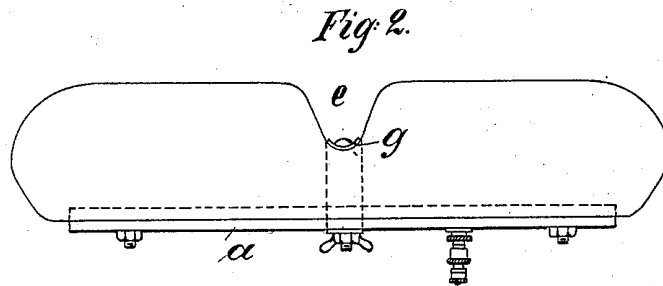
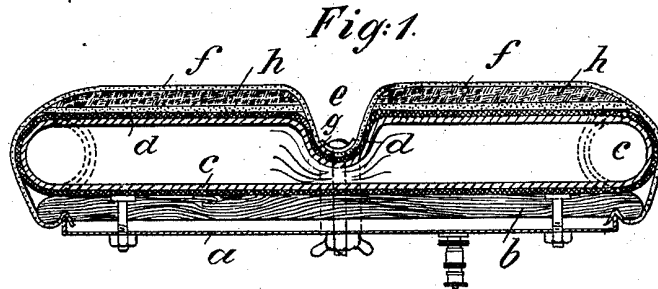
No. 718,850.

PATENTED JAN. 20, 1903.

J. A. KRUSEMAN.
CYCLE SADDLE.

APPLICATION FILED JUNE 10, 1901.

NO MODEL.



Witnesses:
Chas. Hoganson
H. F. Brunns.

Inventor:
Johannes Alexander Kruseman
per Attorney:
Heinrich Lade.

UNITED STATES PATENT OFFICE.

JOHANNES ALEXANDER KRUSEMAN, OF LISSE, NETHERLANDS.

CYCLE-SADDLE.

SPECIFICATION forming part of Letters Patent No. 718,850, dated January 20, 1903.

Application filed June 10, 1901. Serial No. 63,990. (No model.)

To all whom it may concern:

Be it known that I, JOHANNES ALEXANDER KRUSEMAN, a subject of the Queen of the Netherlands, residing at the city of Lisse, in the Netherlands, have invented new and useful Improvements in Cycle-Saddles, of which the following is a specification.

My invention relates to a sanitary saddle for cycles and motor-cycles according to anatomical principles.

My invention consists in a saddle in which an elastic air-tube enveloped in a knitted or like elastic fabric is placed to a base-plate and then so stretched over with a firm material that the saddle is divided in the middle by a deep air-groove into two parts.

In the accompanying drawings, Figure 1 is a sectional view of the saddle of the invention, and Figs. 2 and 3, respectively, a front and a back view of the same. Fig. 4 is a top view of the saddle on a smaller scale.

a is a base-plate of a form corresponding to that of the saddle and having attached to it a plate *b*, upon which is placed an india-rubber tube *c*, adapted to be inflated with air. The india-rubber tube *c* is enveloped in an open-knitted or like fabric *d*, which can stretch out within certain limits and permit the tube when carrying a load to bend to some extent around the edge of the plate, but without being turned right around the same. Upon the fabric *d* is placed a sheet *g*, of leather, over this a pad *h*, and outside over the whole a covering *e*, of leather or other suitable firm material, which is stretched to bring its edge between the two plates *a* and *b*. The several fabrics or materials are placed above the india-rubber tube *c*, and these tubes

also are at the middle *x* of the saddle drawn downward toward the plates *a b* by means of a curved metal plate *f*, attached to the base-plate by screw-bolts. In this way a deep groove is formed from front to back of the saddle.

The saddle has the great advantage that by its construction it is perfectly sanitary. The india-rubber tube only can stretch outward within the limit of the knitted or like fabric *d*, and otherwise it follows all movements of the rider, because the tube is not fixed on the ground-plate. Further, when traveling the rider only is supported by the right and the left part of the saddle, besides the groove at the middle *x*, through which will be a constant current of air, so that this saddle is perfectly constructed in the way recommended by the medical profession in accordance with sanitary and anatomical principles.

What I claim as my invention, and desire to secure by Letters Patent, is—

In a resilient cycle-saddle the combination of an inflated tube located upon the base-plate of the saddle, with a stiff groove extending throughout the length of the saddle, and adjustably secured to the base-plate by means of screw-bolts, and with a covering fastened to said base-plate and held at the groove, substantially as described.

In testimony that I claim the foregoing as my invention I have signed my name in presence of two subscribing witnesses.

JOHANNES ALEXANDER KRUSEMAN.

Witnesses:

CORNELIUS SCHAAP,
AUGUST SIEGFRIED DOCEN.